



8 3D View
1:1

Compliance With DOEHLG Guidelines										
DWELLING TYPE	TARGET GROSS FLOOR AREA (SQ.M)	ACHIEVED GROSS FLOOR AREA (SQ.M)	MINIMUM MAIN LIVING ROOM AREA (SQ.M)	ACHIEVED AGGREGATE LIVING AREA (SQ.M)	MINIMUM AGGREGATE LIVING AREA (SQ.M)	ACHIEVED AGGREGATE LIVING AREA (SQ.M)	MINIMUM AGGREGATE BEDROOM AREA (SQ.M)	ACHIEVED AGGREGATE BEDROOM AREA (SQ.M)	MINIMUM STORAGE REQUIRED (SQ.M)	ACHIEVED STORAGE (SQ.M)
Family Dwellings - 3 or more persons	120	116.80	15	16.7	40	40.2	43	43.2	6	6
4BEDTP HOUSE (3 Storey)	120	116.80	15	16.7	40	40.2	43	43.2	6	6
3 BEDSP HOUSE (3 Storey)	102		13		34		32			
3BEDSP HOUSE (2 Storey)	92		13		34		32		5	
3BED4P HOUSE (2 Storey)	83		13		30		28			
2BED4P HOUSE (2 Storey)	80		13		30		25		4	
2BED4P APARTMENT	73		13		30		25		7	
1BED2P APARTMENT	45		11		23		11		3	



Material Finishes
1:1

IMPORTANT - TO BE READ

-Copyright of this drawing is reserved by BRH Architecture and Engineering.
 -All construction methods, materials, installations to be in accordance with all building regulations and codes of practice at the time of construction.
 -All sub-contractors are ultimately responsible for ensuring compliance with regulations within their own trade.
 -The user of this drawing shall cross-check dimensions shown on this drawing with relevant dimensions shown on other drawings issued by BRH Architecture and Engineering and by other design consultants relevant to the project prior to any fabrication or construction on site. All errors, omissions and discovered inconsistencies to be reported to the BRH Architecture and Engineering immediately.
 -All trades to check dimensions on site prior to fabrication.
 -Drawings show design intent only.
 -Do not scale dimensions from the A3 drawing.
 -This drawing is specific to the job outlined in the title box below.

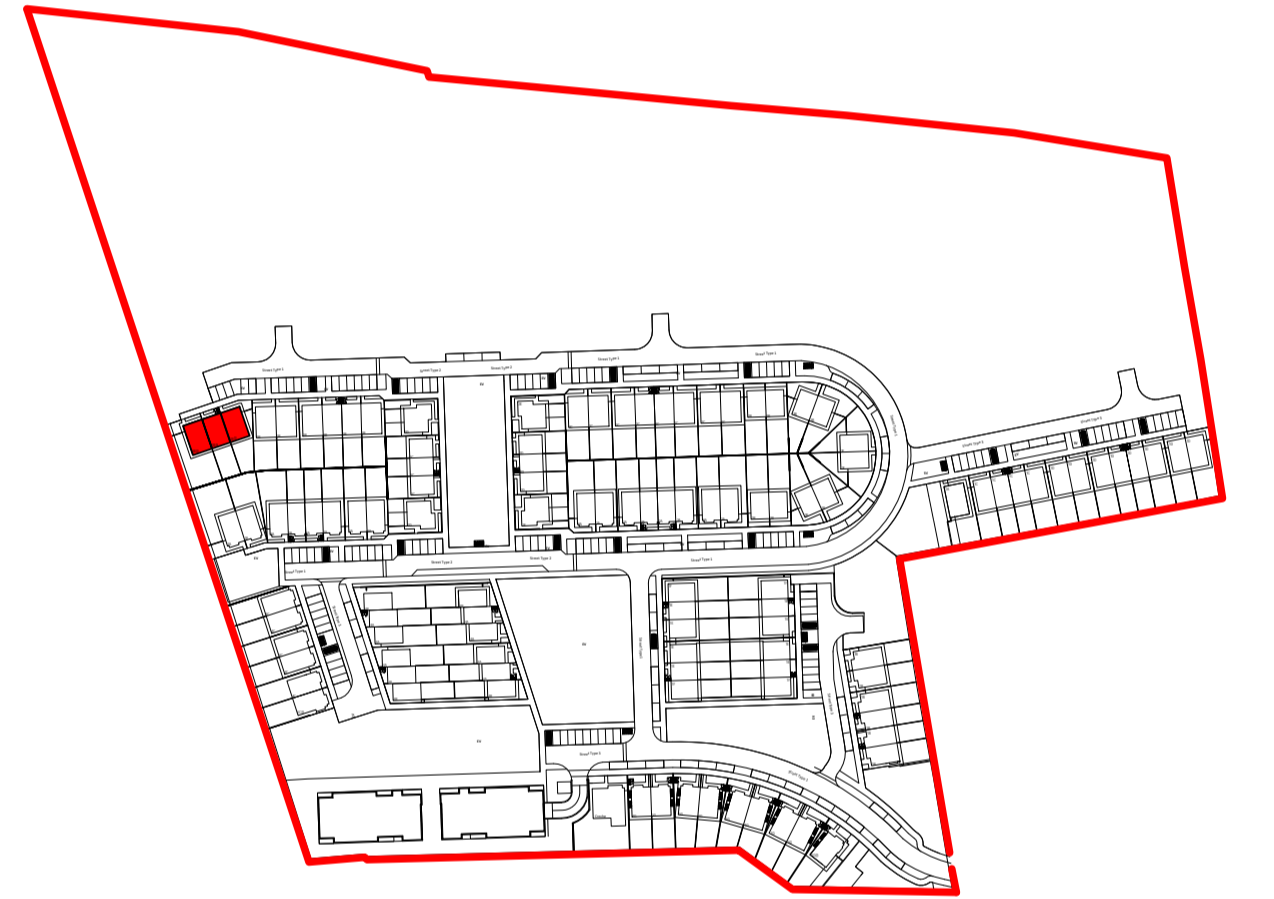
STAGE ABBREVIATIONS
 CD - Concept Design, PP - Preplanning, PA - Planning Application, FI - Further Information, AP - Appeal, RC - Response to Conditions, TE - Tender, FC - Fire Cert, LE - Legal, CO - Construction, AB - As Built



7 Front Elevation
1:100



4 Side Elevation 1
1:100



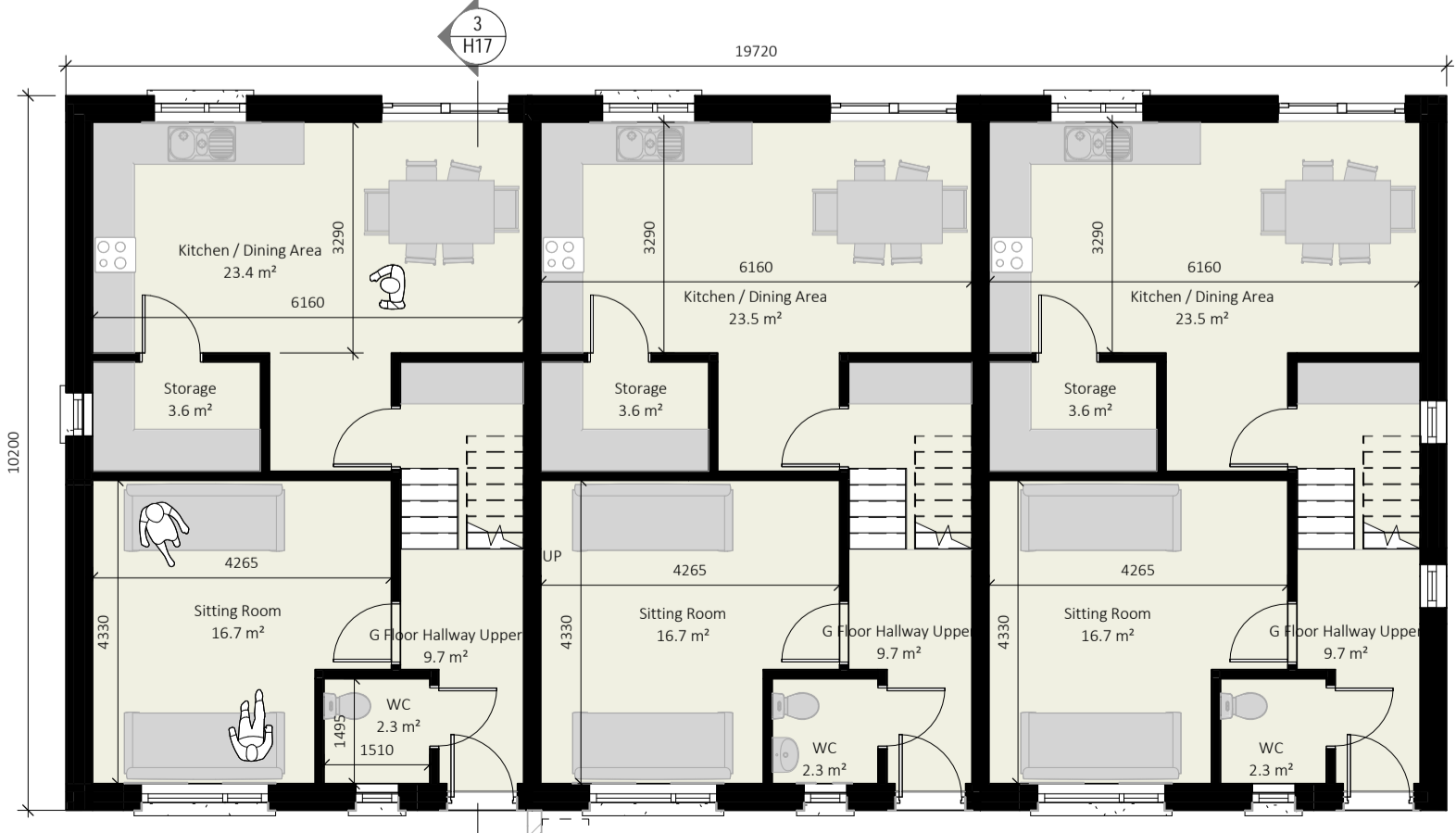
Key Plan
1:2500



6 Rear Elevation
1:100



5 Side Elevation 2
1:100



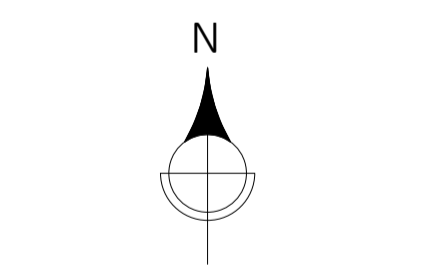
1 Ground F.F.L
1:100 58.25m²



2 1st Floor F.F.L
1:100 58.25m²



3 Cross Section A-A
1:100



North Point and Finished Floor Level Varies. Refer to Site Masterplan.

1	Submitted for Planning	01/02/21	JP
Rev	DETAIL	DATE	BY



Phoenix House, Monahan Road, Cork.
T-021 2376150 Einfo@brhie

CLIENT: Eoin Sheehan

PROJECT: Residential Development at Monacnappa, Blarney, Co. Cork

DRG: House Type 3B(i) Plans, Sections & Elevations

Drawn By	Checked By	Job No.	Drawing No.	Revision	Issue
JP	MB	21001	H17	2	PA
Scale	As indicated				